

LET IT SNOW, LET IT SNOW!

The Community asks that neighbors are considerate of their neighbors and pull cars off the roadways and cul-de-sacs whenever possible during snow events so plows and salt trucks can get through the neighborhood. Clear roads mean we can travel in and out of our community freely. We also want clear roads in case emergency vehicles need to get through.

The GALH HOA has hired a contractor to remove snow and ice on our community sidewalks. For neighbors who have sidewalks in front of their houses, you are responsible for removing the snow within 24 hrs. The Architectural committee asked the Board to approve some ice melt for the sitting area again this year for our community sidewalk which sometimes gets icy after melting and refreezing. The buckets are green and placed in our sitting area and another ice melt bucket by the doggy bag station on Summer Home.



WECOMING OUR 2024 BOARD MEMBERS

President	Fern Nerhood
Vice-President	Bob Ricks
Secretary	Ashley Gerrity
Treasurer	Brandon Wyatt
Members (2) at Large	Paul Lavin Mike Oehler

The Current Board Members can be reached at gablesboard@thegablesinfo.com

IN THIS ISSUE:

Snow Reminders	1
2024 Board Members	1
2024 Architecture Committee	1
2024 Welcome Committee	1
GALH Facebook Group	1
Arch Change Form Link	1
A Note to Paw-rents	2
Community Arch Projects	2
Dates to Remember	3
New Snow/Landscaping Contract	3
How Fast Was That Car?	3
HoCo Speed Board Reports	4+



FRIENDLY REMINDER!

This is the perfect time for planning upcoming spring home improvements!

For your convenience, the architectural change form can be found at https://bit.ly/gablesarchform_v4

Please submit your change form to archcomm@thegablesinfo.com.

PLEASE NOTE: All projects may take up to 30 days to receive approval.

ARCHITECTURAL COMMITTEE

Brenda Schweiger
Chair
Jim Johnson
Emile Paul
Kathy McCrory
Kristy Mumma
Jay Sandusky
Karen Munter

Email:
archcomm@
thegablesinfo.com

WELCOME COMMITTEE

Susan Lavin
Chris Matney
Fern Nerhood
Angela Shiplet

Email:
welcomecomm@
thegablesinfo.com

FACEBOOK GROUP

Join our closed community group! Search for "Gables at Lawyers Hill."

ALL THE PRETTY DOGS WALK LIKE THIS. . .

When walking your pets to do their business, be respectful of neighbors property and walk them on common area grounds or along the path. Many neighbors spend time and money keeping their lawns looking nice.

A huge THANK YOU goes out to **Angela Shiplet** for her ongoing management of the dog poo station.



2024 COMMUNITY ARCHITECTURAL PROJECTS

Each year the Architectural committee tries to get together group discounts for community projects. This year we have the following projects in mind:



Tree and shrub trimming (Completed January 2024)

We would like to thank everyone who signed up to have tree work done on their property. The tree contractors removed dead trees from our common area along Summer Home by our entrance and sitting areas.

Power Washing (Upcoming)

During the Architectural Committee's inspection this past Fall, we noticed many homes with mold and dirt buildup on homes, sidewalks, front porches, decks, and sheds. If you are interested in a group discounted rate this Fall, please send an email to bkschweiger7@gmail.com or archcomm@thegablesinfo.com

The ArchComm will send out notices via our Group Facebook site and email when projects will be available as a reminder.

DATES TO REMEMBER!

Next Board Meeting: Apr 23, 7pm

Next Architectural Meeting: Mar 20, 7pm

Annual Cul-De-Sac Party: Sep 8 (tentative)

Hosted on Graftons View Ct

Halloween Hospitality Table: Oct 31

Hosted at 6230 Latchlift Ct; 6-9pm

GALH Annual Meeting: Dec 3

Timing & Location TBD

NEW LANDSCAPING AND SNOW REMOVAL CONTRACTS

The Board and Architectural Committee found out during our first January snow event that our contractors, Edward's Landscaping, dropped our contracts.

Brenda and the Board worked together to hire a new contractor (DEL Landscaping) who will be starting our landscaping upkeep in March. Our snow contract with DEL Landscaping will take us through this year.

HOW FAST WAS THAT CAR!?!?

For a few days last December, we had two RADAR Speed Boards in our neighborhood that displayed speeds over 25-mph. The Traffic Enforcement Section (TES) of Howard County Police posted the boards to decide if our area needed additional enforcement. Here are some highlights.

For westbound (WB) vehicles from Rt. 1 onto Bonnie View Lane:

- Ave. number of vehicles/day: 279.2
- Ave. speed: 22.3-mph
- Highest speed: 45-mph

For eastbound (EB) vehicles from Lawyer's Hill Rd. onto Summer Home Terrace:

- Ave. number of vehicles/day: 1,275.5
- Average speed: 12.7-mph
- Highest speed: 91-mph

Surprisingly, the maximum speed recorded was 91-mph. Even if this was an error, there were still speeds of 69 and 52-mph. Please keep yourself safe and watch out for dangerous drivers. Also interesting was the difference in speeds and volumes between the WB and EB signs.

Because the prevailing speeds (checked at the 85th percentile) were below or close to the speed limit, we won't receive additional enforcement. Instead, TES will have the boards return to our community to remind drivers of the speed limit and encourage better driving. The full reports are included at the end of The Docket.



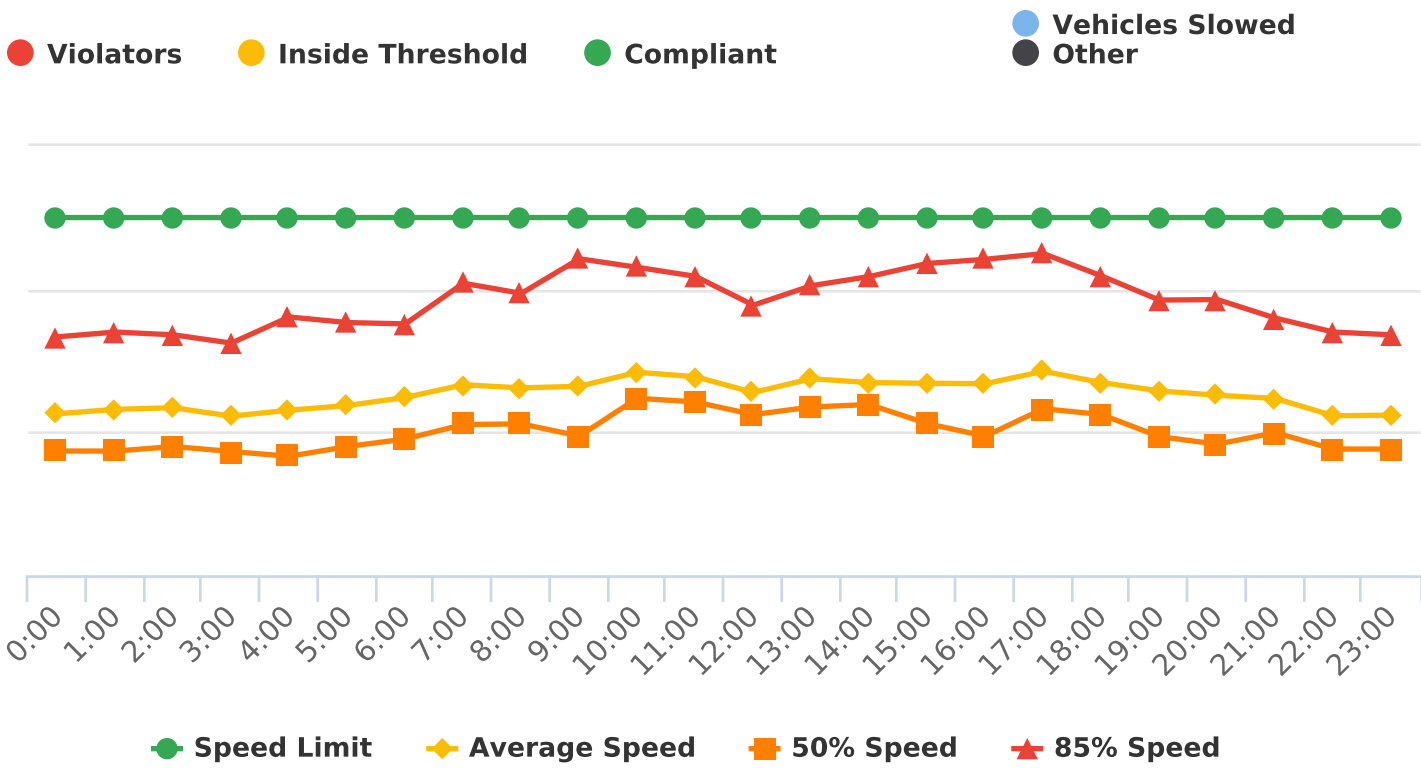
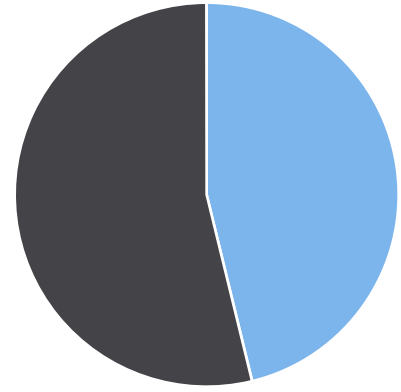
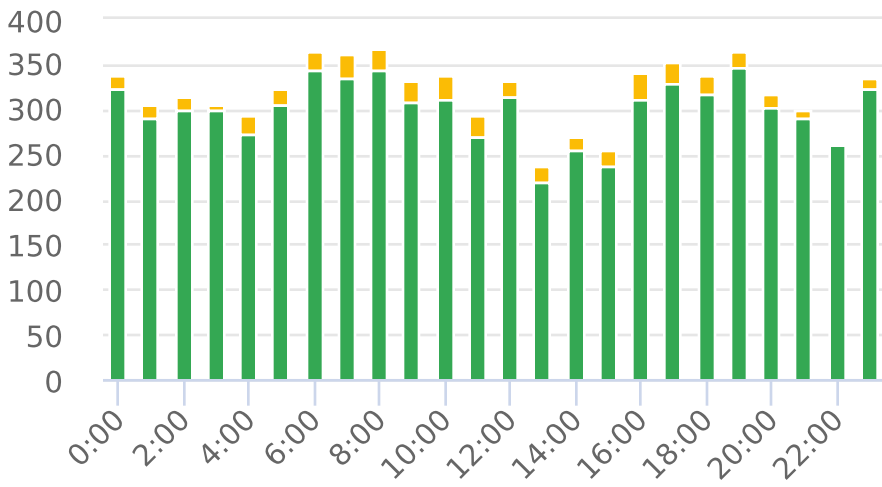
Start: 2023-12-05
 End: 2023-12-10
 Times: 0:00:00-23:59:59

Violation Threshold: Speed Limit + 10
 Speed Range: 1 to 150

Overall Summary

Total Days of Data: 6
 Speed Limit: 25
 Average Speed: 12.67
 50th Percentile Speed: 10.07
 85th Percentile Speed: 19.27
 Pace Speed Range: 7-17

Minimum Speed: 5
 Maximum Speed: 91
 Display Mode: Daily Schedule
 Average Volume per Day: 1275.5
 Total Volume: 7653





Extended Speed Summary

Bonnie View Ln / Summer Home Ter, EB

Start: 2023-12-05

End: 2023-12-10

Times: 0:00:00-23:59:59

Violation Threshold: Speed Limit + 10

Speed Range: 1 to 150

Time	Sign Mode	Speed Limit	Total # Vehicles	Total # Violator	% Violator	Avg # Vehicles	Avg # Violators	Min Speed	Max Speed	Avg Speed	50% Speed	85% Speed	Sign Effectiveness
0:00	Daily Schedule	25	339	0	0.0%	67.8	0.0	5	28	11.3	8.7	16.7	50.4%
1:00	Daily Schedule	25	305	1	0.3%	61.0	0.2	5	52	11.6	8.7	17.0	51.5%
2:00	Daily Schedule	25	314	0	0.0%	62.8	0.0	5	29	11.7	9.0	16.8	49.8%
3:00	Daily Schedule	25	306	1	0.3%	61.2	0.2	5	46	11.1	8.7	16.2	53.6%
4:00	Daily Schedule	25	294	1	0.3%	58.8	0.2	5	45	11.5	8.3	18.1	53.4%
5:00	Daily Schedule	25	322	0	0.0%	64.4	0.0	5	30	11.9	9.0	17.7	50.4%
6:00	Daily Schedule	25	364	1	0.3%	72.8	0.2	5	69	12.4	9.5	17.6	44.0%
7:00	Daily Schedule	25	362	2	0.6%	72.4	0.4	5	51	13.3	10.5	20.4	43.4%
8:00	Daily Schedule	25	368	2	0.5%	73.6	0.4	5	43	13.1	10.6	19.7	42.7%
9:00	Daily Schedule	25	335	2	0.6%	67.0	0.4	5	48	13.2	9.7	22.1	41.3%
10:00	Daily Schedule	25	339	1	0.3%	67.8	0.2	5	91	14.2	12.4	21.5	40.0%
11:00	Daily Schedule	25	293	1	0.3%	58.6	0.2	5	37	13.9	12.1	20.9	46.8%
12:00	Daily Schedule	25	334	1	0.3%	66.8	0.2	5	43	12.8	11.2	18.9	50.7%
13:00	Daily Schedule	25	236	0	0.0%	47.2	0.0	5	33	13.7	11.8	20.2	43.4%
14:00	Daily Schedule	25	270	0	0.0%	54.0	0.0	5	29	13.5	11.9	20.9	45.8%
15:00	Daily Schedule	25	255	0	0.0%	42.5	0.0	5	29	13.4	10.6	21.8	42.5%
16:00	Daily Schedule	25	341	0	0.0%	68.2	0.0	5	32	13.4	9.7	22.1	46.1%
17:00	Daily Schedule	25	356	2	0.6%	71.2	0.4	5	51	14.3	11.6	22.5	43.4%
18:00	Daily Schedule	25	338	1	0.3%	67.6	0.2	5	42	13.5	11.2	20.9	47.8%
19:00	Daily Schedule	25	364	0	0.0%	72.8	0.0	5	28	12.9	9.7	19.2	39.8%
20:00	Daily Schedule	25	318	0	0.0%	63.6	0.0	5	29	12.6	9.2	19.3	44.2%
21:00	Daily Schedule	25	300	0	0.0%	60.0	0.0	5	31	12.4	10.0	18.0	46.5%
22:00	Daily Schedule	25	265	0	0.0%	53.0	0.0	6	27	11.2	8.8	17.0	46.1%
23:00	Daily Schedule	25	335	0	0.0%	67.0	0.0	5	31	11.2	8.8	16.8	47.2%
Total Volumes/ Avg			7653	16	0.2%	1522.1	3.2	5	91	12.7	10.1	19.3	46.3%
Total/Avg w/o Feedback			0	0	0	0.0	0.0	n/a	n/a	n/a	n/a	n/a	n/a
Total/Avg w/ Feedback			7653	16	0.2%	1522.1	3.2	5	91	12.7	10.1	19.3	46.3%



Extended Speed Summary

Bonnie View Ln / Summer Home Ter, WB

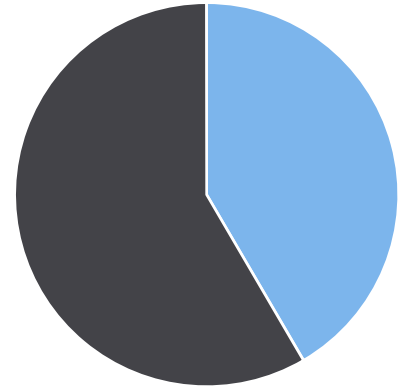
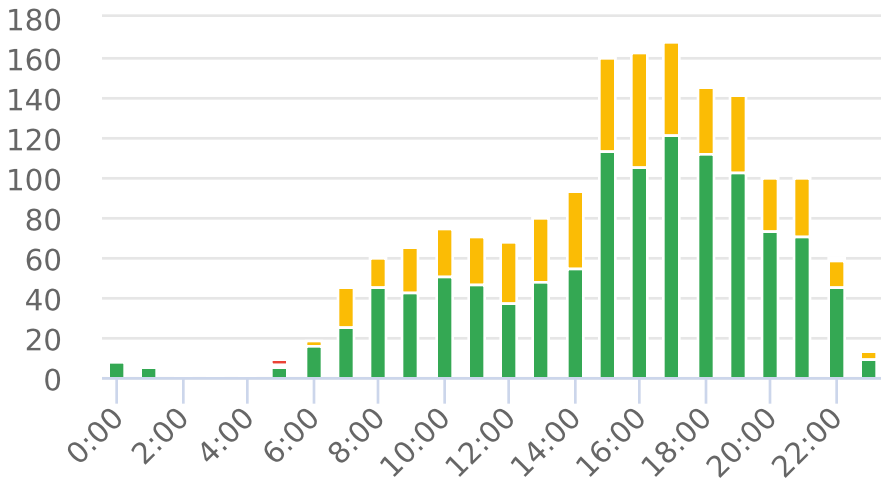
Start: 2023-12-05
 End: 2023-12-11
 Times: 0:00:00-23:59:59

Violation Threshold: Speed Limit + 10
 Speed Range: 1 to 150

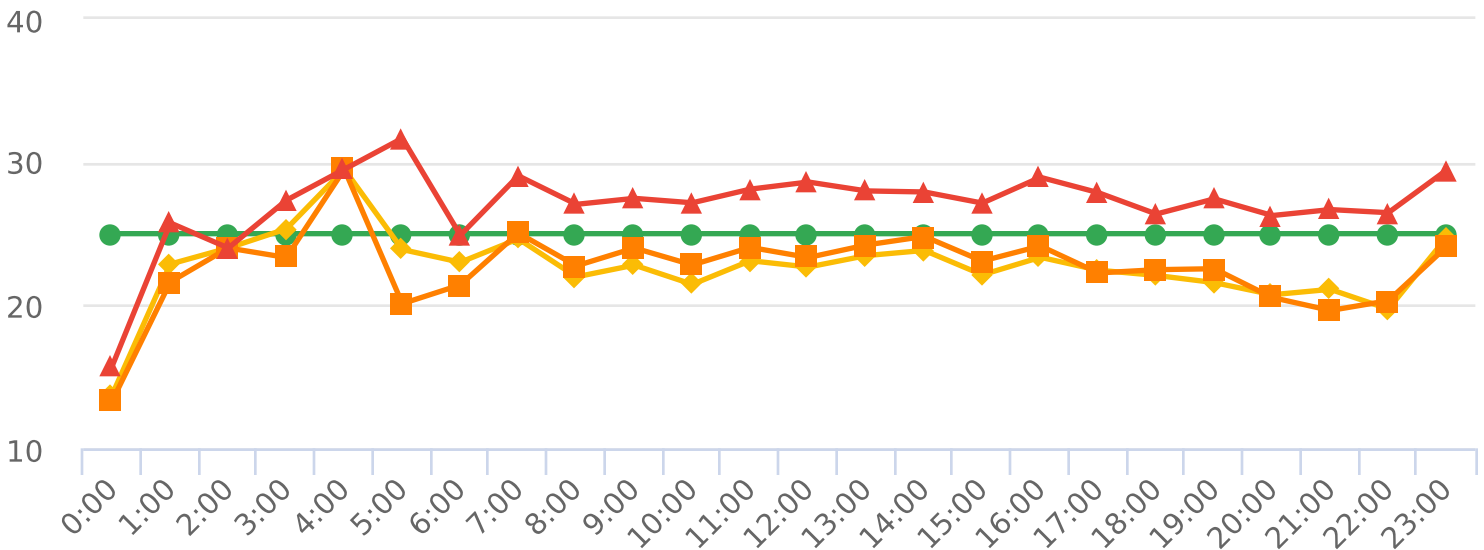
Overall Summary

Total Days of Data: 6
 Speed Limit: 25
 Average Speed: 22.3
 50th Percentile Speed: 22.74
 85th Percentile Speed: 27.44
 Pace Speed Range: 18-28

Minimum Speed: 5
 Maximum Speed: 45
 Display Mode: Daily Schedule
 Average Volume per Day: 279.2
 Total Volume: 1675



● Violators ● Inside Threshold ● Compliant ● Vehicles Slowed ● Other



● Speed Limit ● Average Speed ● 50% Speed ● 85% Speed



Extended Speed Summary

Bonnie View Ln / Summer Home Ter, WB

Start: 2023-12-05

End: 2023-12-11

Times: 0:00:00-23:59:59

Violation Threshold: Speed Limit + 10

Speed Range: 1 to 150

Time	Sign Mode	Speed Limit	Total # Vehicles	Total # Violator	% Violator	Avg # Vehicles	Avg # Violators	Min Speed	Max Speed	Avg Speed	50% Speed	85% Speed	Sign Effectiveness
0:00	Daily Schedule	25	9	0	0.0%	2.3	0.0	7	26	13.8	13.3	15.8	55.6%
1:00	Daily Schedule	25	8	1	12.5%	2.0	0.3	12	37	22.9	21.6	25.8	37.6%
2:00	Daily Schedule	25	1	0	0.0%	0.3	0.0	24	24	24.0	24.0	24.0	0.0%
3:00	Daily Schedule	25	3	0	0.0%	0.8	0.0	21	28	25.3	23.3	27.3	33.3%
4:00	Daily Schedule	25	2	0	0.0%	0.5	0.0	27	32	29.5	29.5	29.5	0.0%
5:00	Daily Schedule	25	9	2	22.2%	2.3	0.5	9	38	23.9	20.1	31.7	33.3%
6:00	Daily Schedule	25	19	0	0.0%	4.8	0.0	18	28	23.0	21.4	24.9	21.1%
7:00	Daily Schedule	25	47	1	2.1%	11.8	0.3	14	36	24.6	25.0	29.0	38.2%
8:00	Daily Schedule	25	60	0	0.0%	15.0	0.0	5	35	22.0	22.8	27.1	35.1%
9:00	Daily Schedule	25	66	0	0.0%	13.2	0.0	5	34	22.8	24.0	27.5	45.6%
10:00	Daily Schedule	25	76	1	1.3%	19.0	0.3	5	38	21.5	22.8	27.2	38.3%
11:00	Daily Schedule	25	72	1	1.4%	18.0	0.3	5	36	23.1	24.0	28.1	33.6%
12:00	Daily Schedule	25	69	1	1.4%	17.3	0.3	6	37	22.7	23.3	28.6	36.1%
13:00	Daily Schedule	25	81	1	1.2%	20.3	0.3	6	36	23.5	24.2	28.0	38.4%
14:00	Daily Schedule	25	94	0	0.0%	23.5	0.0	5	33	23.8	24.8	27.9	32.7%
15:00	Daily Schedule	25	161	1	0.6%	32.2	0.2	5	36	22.1	23.1	27.1	45.3%
16:00	Daily Schedule	25	163	0	0.0%	32.6	0.0	5	34	23.3	24.1	28.9	49.8%
17:00	Daily Schedule	25	169	1	0.6%	33.8	0.2	6	45	22.4	22.3	27.9	40.8%
18:00	Daily Schedule	25	147	2	1.4%	29.4	0.4	6	42	22.1	22.5	26.4	45.5%
19:00	Daily Schedule	25	143	1	0.7%	28.6	0.2	6	36	21.6	22.6	27.4	45.3%
20:00	Daily Schedule	25	101	1	1.0%	20.2	0.2	5	37	20.7	20.5	26.3	42.3%
21:00	Daily Schedule	25	101	1	1.0%	20.2	0.2	5	37	21.1	19.6	26.7	37.7%
22:00	Daily Schedule	25	60	1	1.7%	12.0	0.2	5	42	19.7	20.3	26.5	53.5%
23:00	Daily Schedule	25	14	0	0.0%	3.5	0.0	14	35	24.7	24.1	29.4	28.4%
Total Volumes/ Avg			1675	16	1.0%	363.2	3.9	5	45	22.7	22.6	27.0	36.1%
Total/Avg w/o Feedback			0	0	0	0.0	0.0	n/a	n/a	n/a	n/a	n/a	n/a
Total/Avg w/ Feedback			1675	16	1.0%	363.2	3.9	5	45	22.7	22.6	27.0	36.1%